

# Forum

## תוכן

General Introduction.....	2
Posting a Reply .....	3
Adding a New Discussion .....	5

## General Introduction to Forums

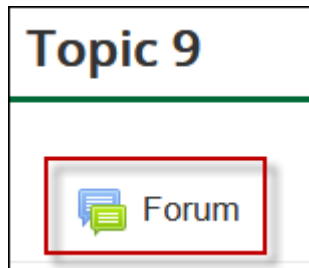
Teachers and lecturers may open a forum on their course website, thereby enabling communication as part of the course activities. In the case of a forum, the goal is to enable the students, as well as course staff, to engage in dialogue with one another. The course users can open new discussions, where other users can reply to their comments.

A forum is made up of discussions. A discussion is a post, that can be created by either staff members or students, to which other users can in turn post a reply. Students can post new discussions or reply to an existing one.





It should be noted that the bulletin board is, technically, a forum, but unlike a regular forum, only the course teacher can post in it.

# Posting a Comment

1. Once the teacher has opened a forum, we can enter it via the course's main page.



2. In case there are open discussions already, or in other words, if one of the students or the teacher have already opened a discussion, we will be able to see them in a list (which also includes details like the name of the original poster, date and time, number of replies and time of the last reply). Clicking the discussion name will open its content.

Discussion	Started by	Group	Replies	Last post ↓	Created	
 Coconut Migration			0	 Tue, 4 Jan 2022, 9:40 AM	Tue, 4 Jan 2022, 9:40 AM	Unsubscribe from this discussion 

- When we open a discussion, we can see the original post and the replies (if there are any). The replies to the original post will be indented and will include "re:" in their title. Press the "reply" button to write your comment.

The screenshot shows a forum thread. The top post is titled "Coconut Migration" and was posted by a user on Tuesday, 4 January 2022, at 9:40 AM. The content of the post is "Do you think King Arthur could have used coconuts to simulate the sound of a galloping horse?". Below the post are four buttons: "Permalink", "Edit", "Delete", and "Reply".

The bottom post is a reply titled "Re: Coconut Migration" and was posted by the same user on Tuesday, 4 January 2022, at 9:44 AM. The content of the reply is "Are you seriously suggesting coconut migration could have taken place? The only possible explanation I can think of is that it could be maybe carried by a migratory bird such as a swallow.". Below the reply are five buttons: "Permalink", "Show parent", "Edit", "Split", "Delete", and "Reply".

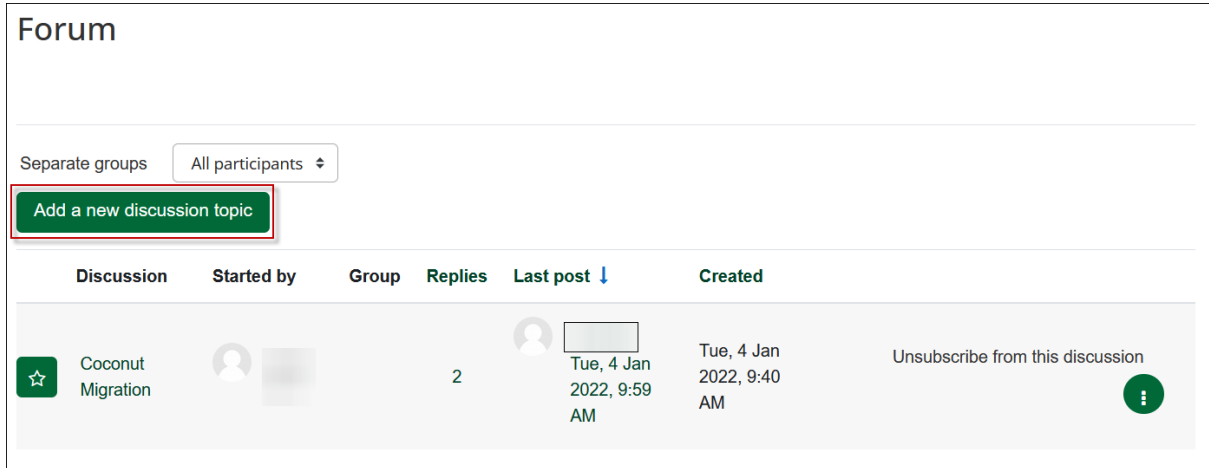
- Pressing the reply button will open a new window where we are able to write our reply. When we are done, we can press the "post to forum" button to post our reply.

The screenshot shows a forum reply form. The title of the thread is "Re: Coconut Migration" and it was posted by the same user on Tuesday, 4 January 2022, at 9:44 AM. The content of the thread is "Are you seriously suggesting coconut migration could have taken place? The only possible explanation I can think of is that it could be maybe carried by a migratory bird such as a swallow.". Below the thread are five buttons: "Permalink", "Show parent", "Edit", "Split", "Delete", and "Reply".

The reply form contains a text area with the text "Interesting theory! But just to clarify, are we talking about European or African swallows?". Below the text area are four buttons: "Post to forum", "Cancel", "Reply privately" (with an unchecked checkbox), and "Advanced".

# Posting a New Discussion

1. To post a new discussion, press the "add a new discussion topic" button in the forum's main page.



2. In the next page, we can add the discussion's subject and the message (or content) itself. Finally, we will press the "post to forum" button to post the discussion.

