

Advanced Search in Course Websites

Table of Contents



| | |
|------------------------------|---|
| Simple In-Course Search..... | 2 |
| Advanced Search | 3 |

Simple In-Course Search

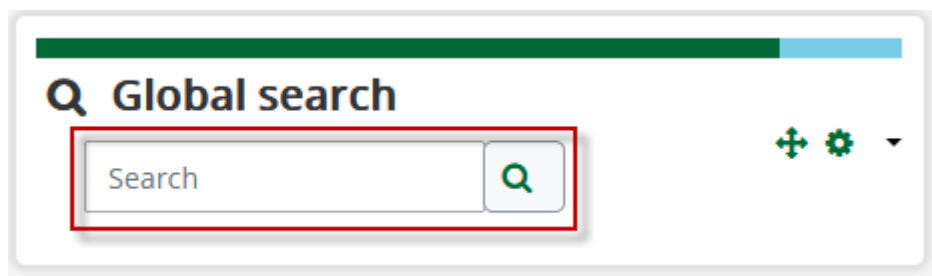
The search option enables locating files and resources in course websites more easily.

To perform a search, follow the instructions below:

1. Press the magnifying glass button at the top of the screen and type your search query in the search bar.



2. You may also perform searches through the global search block at the bottom right corner of the screen (the exact location might change from course to course). Type your search query and press “Enter”.



Advanced Search

Follow these instructions to perform a global search with advanced settings:

1. Once you have searched anything, you will be transferred to the page below, where you will be able to set different parameters to your search:

Global search

No results

▼ Search

Enter your search query ⓘ ? ⊘
- Required

▼ Filter

Title

Search area All areas
 ▼

Courses All courses
 ▼

Users All users
 ▼

Modified after 29 ▾ December ▾ 2021 ▾ 11 ▾ 45 ▾ Enable

Modified before 29 ▾ December ▾ 2021 ▾ 11 ▾ 45 ▾ Enable

2. The search results will appear at the bottom of the screen.